

CONCRETE WALKWAY
PAVEMENT (SEE CITY STD. DWG. 29)

CONCRETE CONTRACTOR TO INSTALL 4' x 6' TREE GRATE AND FRAME, NEENAH R 8811 OR EJIW 8691, WITH CITY LOGO (SEE DETAIL ON SHEET 2). CITY PROVIDES GRATE AND FRAME ON PERMITTED PRIVATE PROJECTS ONLY.

1 INCH AASHTO M NO. 8 OR 9 WASHED GRAVEL ON WEED CONTROL FABRIC

TREE CONTRACTOR IS TO INSURE THAT TREE BALL IS PROPERLY SITUATED IN BOX SEE NOTE BELOW

CONCRETE COLLAR SUPPORTING FRAME/GRATE BY CONC. CONTRACTOR SEE FRAME SPECS.

BRICK WALKWAY PAVEMENT (SEE CITY STD. DW'G 40)
NO EXPANSION AGAINST BRICK

#3 REBARS INSTALLED THROUGH FRAME LUGS FOR NEENAH R-8811 FRAME

4" COMPACTED THICKNESS AGGREGATE ODOT #304(M)

TREE CONTRACTOR TO PROVIDE AND PLACE PLANTING SOIL MIX/TREE PIT TOPSOIL PER INDUSTRY STANDARDS FOR TREES AND SHRUBS.

REMOVE ALL CORDING FROM AROUND TREE TRUNK AND ROOT BALL. BURLAP WRAP AND WIRE RETAINER IS TO BE REMOVED ENTIRELY, UNLESS DIRECTED OTHERWISE BY THE CITY ENGINEER OR THE CITY ARBORIST. ROOT FLARE IS TO BE EXPOSED FOR INSPECTION TO ENSURE NO GIRDLING AND PROPER PLANTING DEPTH.

NOTES:

- CONCRETE COLLAR TO BE FORMED USING 2 X 6 (FRAME SUPPORTED METHOD) OR 2 X 8 (INSIDE FORM METHOD)
- ASSURE THAT CONCRETE COMPLETELY FILLS FORMS W/ NO VOIDS. AFTER FORM REMOVAL GROUT ALL HONEYCOMB VOIDS.
- TREE BOX TO BE CLEARED TO LIMIT SHOWN BY CONCRETE CONTRACTOR. CONTRACTOR TO SET GRATE AND INSURE PROPER FIT WITH NO ROCKING OR BINDING. COVER OPENING TO PREVENT PEDESTRIAN TRIP HAZARD.
- CONTRACTOR MUST THOROUGHLY SATURATE ROOT BALL AND SURROUNDING SOILS WITH WATER UNLESS DIRECTED OTHERWISE BY THE CITY ENGINEER OR CITY ARBORIST.
- PRE-EMERGENT (PREEN OR APPROVED EQUAL) IS TO BE PLACED OR INSTALLED PER MANUFACTURER'S RECOMMENDATIONS.
- STAKING OF TREE IS REQUIRED WHEN ROOT BALL IS UNSTABLE OR AS DIRECTED BY CITY ARBORIST OR CITY ENGINEER
- TREE TO BE GUARANTEED FOR TWO GROWING SEASONS.

- CONCRETE CONTRACTOR IS TO PROVIDE A UNIT LUMP SUM PRICE FOR THE FORMING AND PLACING OF THE CONCRETE COLLAR COMPLETE WITH THE SETTING OF THE FRAME AND GRATE, INCLUDING REMOVAL OF ALL CONSTRUCTION DEBRIS FROM TREE VAULT.

- TREE CONTRACTOR TO PROVIDE AND PLANT TREES, INCLUDING EXCAVATION FOR TREE ROOT BALLS AND ALL MATERIALS SPECIFIED IN PROPOSAL.

304 (M) - NO FOUNDRY SAND, ACBFS, GS OR OTHER SLAG PERMITTED



OFFICE OF THE CITY ENGINEER
CANTON, OHIO

DANIEL J. MOEGLIN, P.E., CITY ENGINEER
2436 30th St. NE 44705 330-489-3381 www.cantonohio.gov/engineering

APPROVED DATE: FEB. 2012

APPROVED BY: JTD


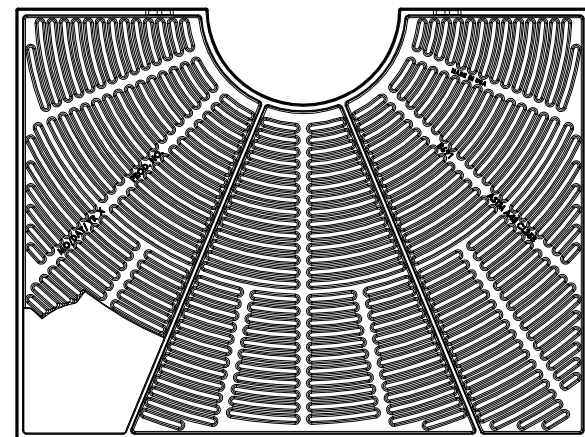
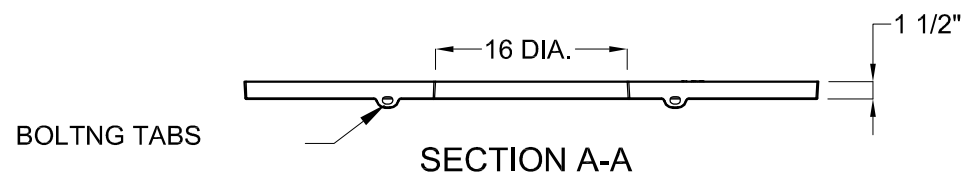
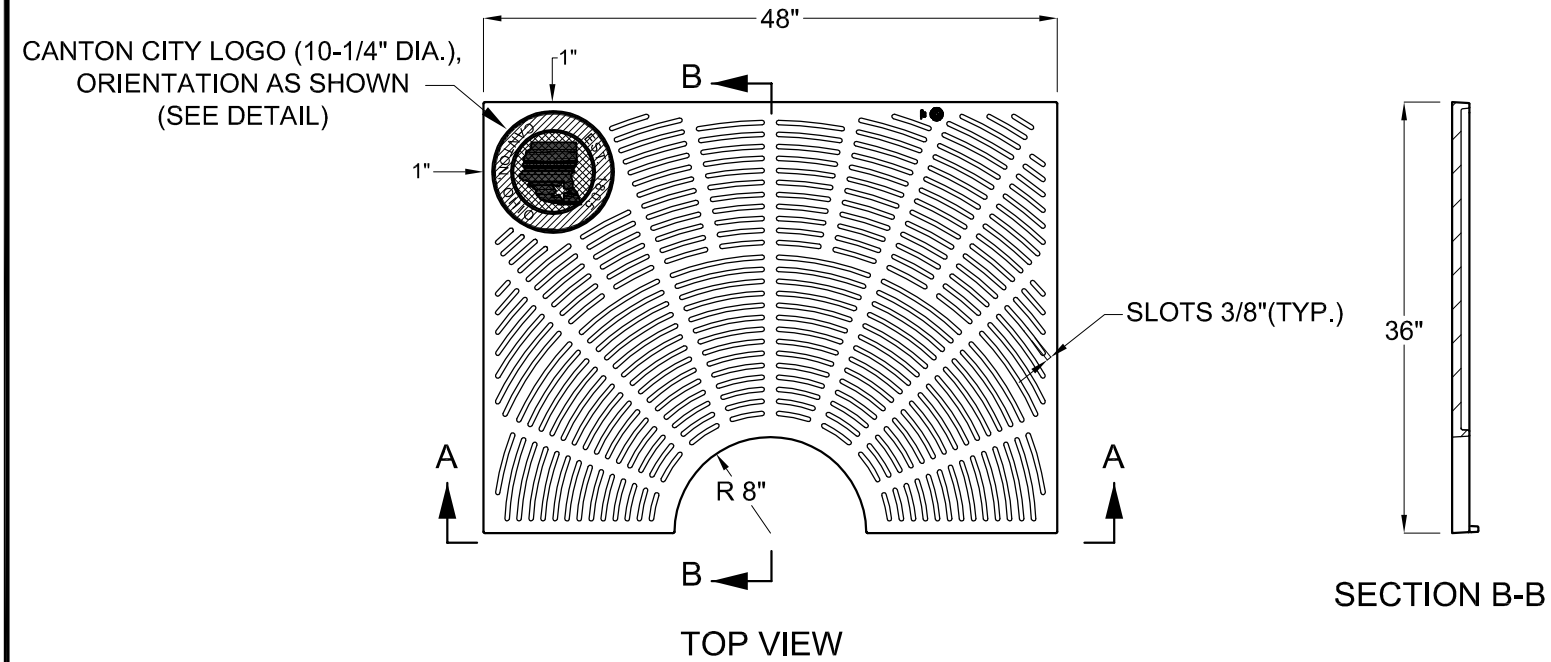
DRAWING FILE NAME:
ce_40-47_STREETSCAPE.dwg

REVISIONS

DESCRIPTION	DATE	BY
REVISED TREE GRATE, ADD CITY LOGO	APRIL 2014	RMB
PLANTING NOTES, EDITED	DEC 2017	KEG

STANDARD DRAWING NO. 43

TREE FRAME & GRATE
CONSTRUCTION DETAILS



NOTES:

1. TREE GRATES TO BE CAST OF GRAY IRON IN COMPLIANCE WITH ASTM SPEC. ASTM A-48 CLASS 35. GRATES MUST INCLUDE CANTON CITY LOGO AS SHOWN.
2. FRAMES FOR TREE GRATES TO BE MANUFACTURED OF STEEL DESIGNED FOR HEAVY LOADS. ENTIRE FRAMES MUST BE COATED WITH ONE COAT OF BLACK PAINT SUITABLE FOR FABRICATED STEEL.
3. APPROVED TREE GRATE AND FRAME PRODUCTS:
-EAST JORDAN 8691
-NEENAH R 8811
-OR APPROVED EQUAL.
4. CONTACT CITY ENGINEER FOR CAD DRAWING OF CITY LOGO.



OFFICE OF THE CITY ENGINEER
CANTON, OHIO

DANIEL J. MOEGLIN, P.E., CITY ENGINEER
2436 30th St. NE 44705 330-489-3381 www.cantonohio.gov/engineering

APPROVED DATE: MAY 2014

APPROVED BY: RMB

DRAWING FILE NAME:
ce_40-47_STREETSCAPE.dwg

REVISIONS

DESCRIPTION	DATE	BY
REVISED TREE GRATE, ADD CITY LOGO	MAY 2014	RMB

STANDARD DRAWING NO. 43

TREE FRAME & GRATE
CONSTRUCTION DETAILS

SHEET 2 OF 2